

# **CENTURY VILLAGE WEST**


H  
U  
R  
R  
I  
C  
A  
N  
E



I  
N  
F  
O  
R  
M  
A  
T  
I  
O  
N

**19296 Lyons Road  
Boca Raton, FL 33434**

## **Hurricane Preparedness**



Century Village West Management has prepared the following information to help the residents get ready for a possible hurricane. Many services will be stopped and other services started in order to get ready for a storm. These services are outlined below with an explanation of what each resident, building and/or association, management-company and Century Village West staff should do in preparing yourself, your apartment and all of Century Village to weather the storm in a safe and sound manner.

A hurricane is a true emergency, despite damaging winds, heavy rain and flooding, the greatest dangers are ignorance, fear and panic. Know in advance what you are going to do, keep informed, follow instructions and keep calm.

You will have ample time to get ready for a hurricane storm. Modern communications via local radio and T.V. will alert all residents about the progress of a hurricane and give instructions that should be followed. These instructions will come from the Weather Bureau, Civil Defense Organizations and other disaster units.

## **Management Command Post**

When we reach an actual hurricane warning stage, Century Village West Management will set up a base of operations in the clubhouse staff office.

The command post will be manned by appropriate personnel.

All information and instructions will emanate from this command post via the management personnel on duty to the building and/or association directors, management-company security and other Century Village West staff.

These are guidelines to assist you and make you aware of the possible danger and destruction that can be caused by a hurricane or tropical storm.

Century Village is not responsible for any damage to your property or person caused by a storm. It is your responsibility to contact your insurance agent as well as state and federal agencies after a storm is over.

## **Emergency Contact Numbers**

### **Command Post**

**Clubhouse Staff Office** (561) 451-1221 Option 0

**First Service Residential** (866) 378-1099

**Security: North Gate** (561) 483-2379

**South Gate** (561) 482-3152

### **Palm Beach County Chapter**

**American Red Cross** (561) 833-7711

## **Before The Storm**

Century Village West Management personnel will do the following:

Security Department: Security officers will be on duty at both gates to monitor emergency vehicles, elevator phones and answer phones as long as it is safe to do so, and there is electrical power and telephone service. During the storm, all gates will be left in the open position for emergency vehicles but the gates will be unattended. Normal patrols will continue for as long *as it is safe to do so.*

Transportation Department: Once actual warning is given for this area, all bus services will cease with the exception of the bus to and from the nearest shelter (West Boca High School). Buses to the shelter will run every half hour until it is no longer safe to do so.

Information on when and how long these buses will continue can be obtain from the command post, security gates and channel 63.

**NO CENTURY VILLAGE WEST PERSONNEL WILL BE ON SITE OR AVAILABLE DURING THE STORM**

## **What The Residents Should Do Before A Hurricane**

You should be perfectly safe in your own apartment. If you do not feel safe or you are afraid to be alone, make arrangements ahead of time to stay with friends, neighbors or family members. Singles should make arrangements to stay with someone.

If you are going to stay in your apartment, and that is the safest place during the storm, take care of the following items:

- Have a battery operated radio
- Fill your car with gas
- Check your medication supply. Have enough for at least a week
- Have a supply of battery operated lamps; first aid kit; paper goods (you may not be able to wash dishes)
- Canned food that can be eaten cold; sodas; a non electric can opener; a flashlight; fresh batteries; bulbs; water jugs and canned milk
- Remove all loose items on the patio
- Keep all windows and doors closed. Stay away from the windows.
- Board all windows including sliding patio doors
- If anyone is ill or handicapped, check with your doctor as to whether they should stay in the apartment or go to the hospital. Do not wait until the last minute. Invalids should call and register with the county so they may make arrangements to be removed from their homes ahead of time.
- Bring your bikes inside. Park cars in front of your building against the bump stop. Do not park near trees or poles.
- Keep your freezer and refrigerator to the coldest setting. Do not open the refrigerator door unless its necessary
- Scrub your bathtub and wash with ordinary household bleach, rinse and fill tub with water
- Don't go outside during or after the storm unless you are advised that it is safe to do so
- Don't use tap water after a storm until you get word that it is safe. If in doubt boil it
- Don't panic
- Remember the elevators will be shut down
- Don't expect help during the storm. It may not be possible
- Your floor captain will try to keep you informed about any special news that you should know about
- Have a red flag and a green flag handy for after the storm. Green flags tied on the railing in front/or on your door signifies there is someone inside but everything is fine. The red flag means that someone is in need of help

## **What the Management Companies should do before a hurricane**

- See that all loose items are in safe storage areas. Fire extinguishers should be placed in storage areas. Clear all items off the catwalks
- Make sure that all residents get rid of all garbage and trash before the storm and then tie down all trash chute doors
- Inspect roofs and clear off all debris
- Secure the meter rooms and laundry rooms
- Bring all elevators to the second floor and turn off power
- Shut down all sprinkler pumps
- Make sure no loose items are left in or on any areas, roadways or paths in their respective associations
- Keep in touch with and assist the Century Village West staff if needed

## **What Century Village West Staff Should Do Before A Hurricane**

As soon as the hurricane warning is received, the Century Village West Staff will immediately start telephoning all association presidents (or the person they have previously designated) with information on bus service to emergency shelters so they, in turn can advise their building floor captains to advise unit owners to prepare for the storm which could approach Century Village in a matter of hours. Bus information will also be on a recording from the staff office at 451-1221 and 451-1233 as well as on channel 63.

Remember the clubhouse is not a designated shelter. No medical personnel or medical services will be available from the clubhouse during the storm period. All activities in the clubhouse will be cancelled and the building closed. All buses and trams will be shut down during the storm period.

## **Clubhouse**

- Inspect roof and clear off all debris
- Tie down roof hatch
- Secure all outside meter rooms, restroom and exit doors
- Tie down dumpster lids
- See that all fire extinguishers are stored inside
- Remove all loose objects such as garbage cans, urns etc.
- Shut off all electrical power

## **Pool Areas**

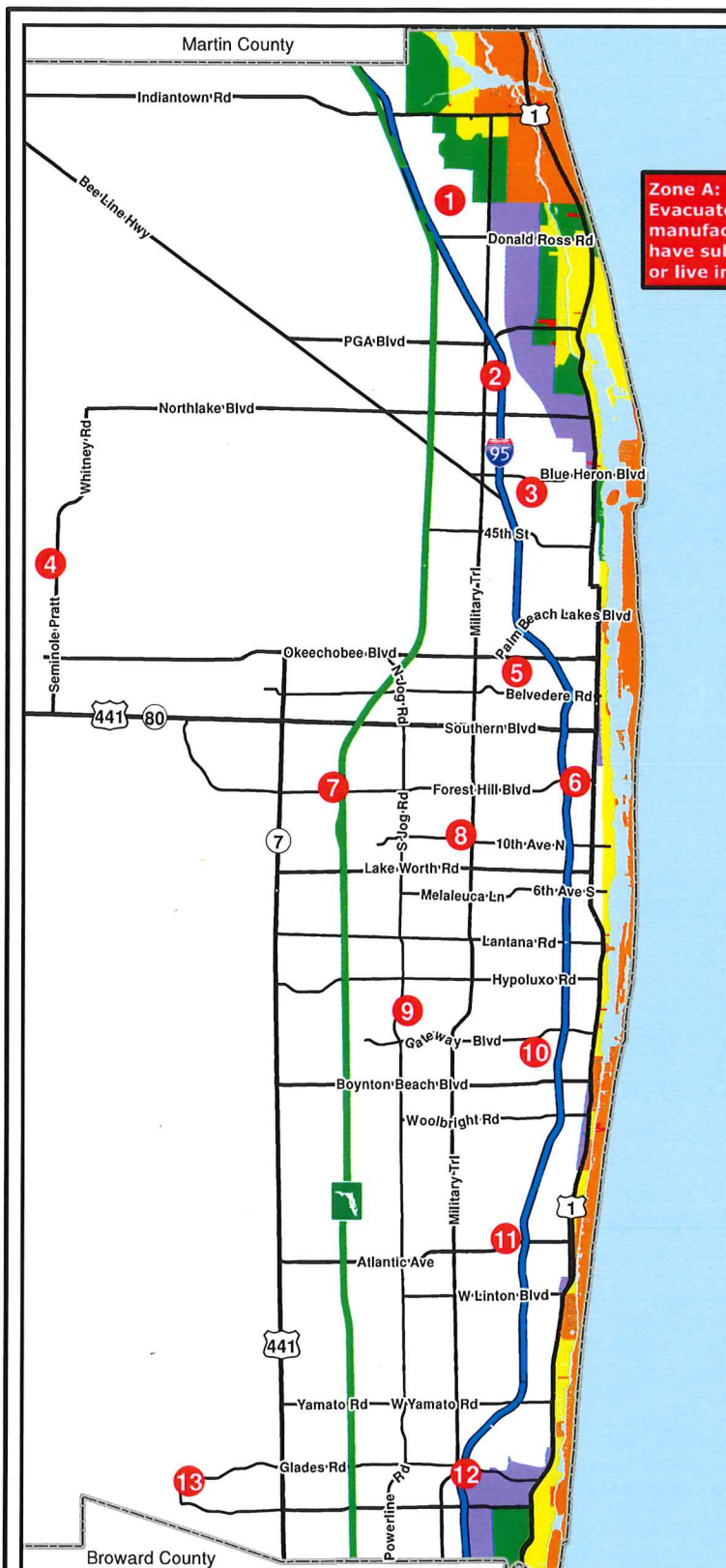
- Lower the water level in the pool
- Store all pool furniture in the restrooms and electrical rooms
- Turn off all power to pumps and hot water heaters
- Lock all doors and gates
- Make sure all loose items, such as fire extinguishers, garbage cans, hoses etc. are put away

## **Shuffleboard Area And Tennis Court Areas**

- Remove all windscreens, nets, brooms, trash cans, discs, sticks etc.

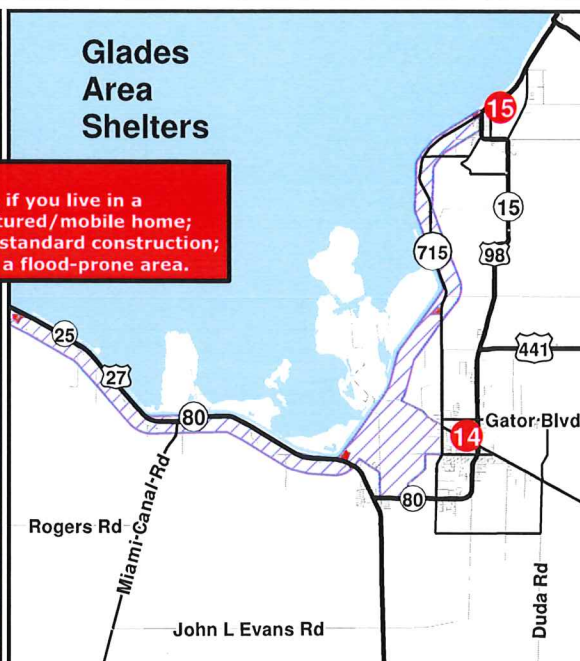
## **General and Common Areas**

- Make sure that no loose items are left in or on any roadways or paths
- Shut down all outside fountain pumps including those at gates
- Secure gate houses and surrounding area by putting all gates in an up position to allow ingress and egress of emergency service vehicles and residents alike



## Glades Area Shelters

**Zone A:**  
Evacuate if you live in a  
manufactured/mobile home;  
have substandard construction;  
or live in a flood-prone area.



**IMPORTANT:** Not all shelters will be opened at the same time. Stay tuned to local TV and radio for shelter opening announcements.

1. Independence Middle School  
4001 Greenway Dr, Jupiter 33458
2. Palm Beach Gardens High School  
4245 Holly Dr, Palm Beach Gardens 33410
3. Dr Mary McLeod Bethune Elementary School  
1501 Avenue U, Riviera Beach 33404
4. Seminole Ridge High School  
4601 Seminole Pratt Whitney Rd,  
Loxahatchee 33470
5. West Gate Elementary School  
1545 Loxahatchee Dr, West Palm Beach 33409
6. Forest Hill High School  
6901 Parker Ave, West Palm Beach 33405
7. Palm Beach Central High School  
8499 Forest Hill Blvd, Wellington 33411
8. John I Leonard High School  
4701 10th Ave N, Greenacres 33463
9. Park Vista High School  
7900 Jog Rd, Lake Worth 33467
10. Boynton Beach High School  
4975 Park Ridge Blvd, Boynton Beach 33426
11. Atlantic Community High School  
2455 W Atlantic Ave, Delray Beach 33445
12. Boca Raton High School  
1501 NW 15th Ct, Boca Raton 33486
13. West Boca Raton High School  
12811 Glades Rd, Boca Raton 33498
14. Lake Shore Middle School  
425 W Canal St N, Belle Glade 33430
15. Pahokee Middle School  
850 Larrimore Rd, Pahokee 33476

### Disclaimer:

"Legal: Palm Beach County is providing this data 'as is,' and Palm Beach County disclaims any and all warranties, whether expressed or implied, including (without limitation) any implied warranties of merchantability or fitness for a particular purpose. In no event will Palm Beach County be liable to you or any third party for any direct, indirect, incidental, consequential, special, or exemplary damages or lost profits resulting from any use or misuse of this data."



**Palm Beach County**  
GIS Service Bureau  
May 27, 2020